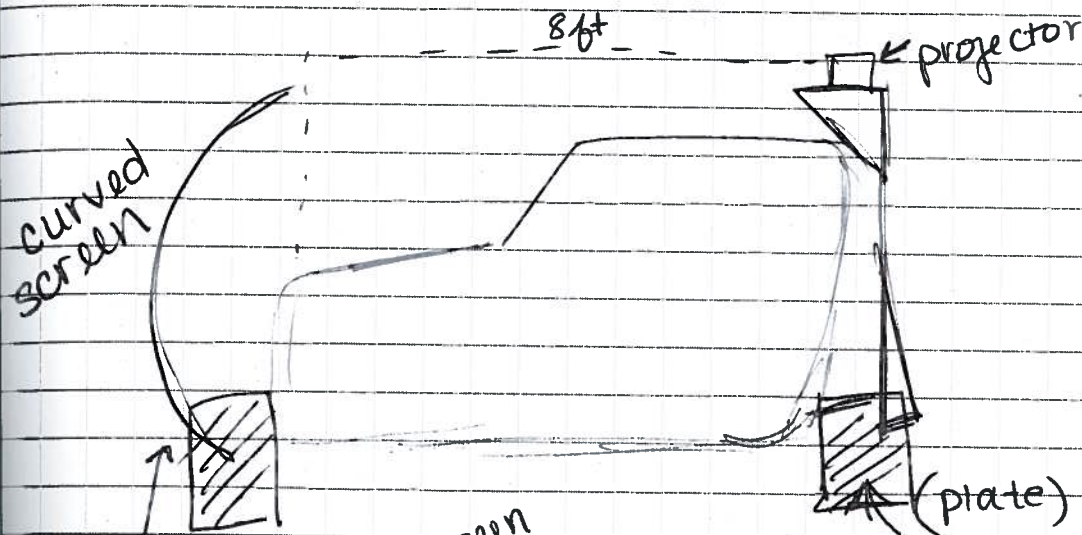


Objectives: Talk to ~~the~~ Visual team
discuss steps for weekend

8ft from the projector to the screen



trying to get 150° for screen
12-15ft across

- * Screen dependent on projector
- * know projector next week
- * Heather wants to check if the projector needs to be on or off the plane
- * each visual design team member is working on supports for the projector

For Detailed Design Review
Integrated Visual Team + Our team

plastic sheeting + rods seem high probability
for screen

SIGNATURE

Continued to page

DATE

1 / 26 / 2012


DISCLOSED TO AND UNDERSTOOD BY

DATE

PROPRIETARY INFORMATION

cut back at the rib before the 2nd mtg place

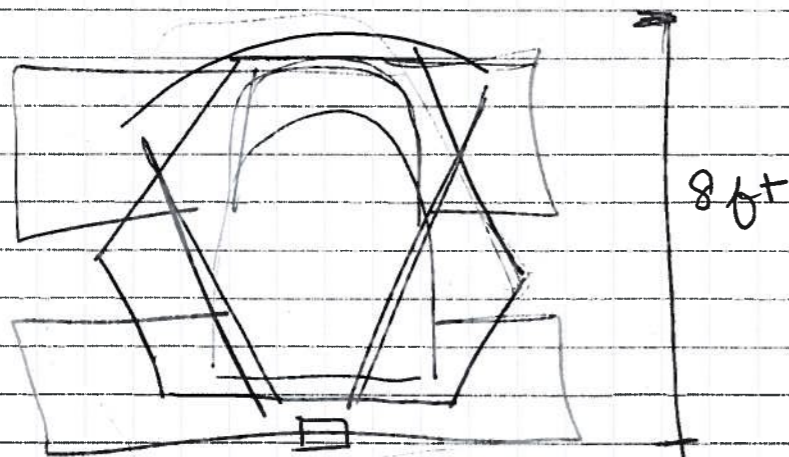
Design Change | the front of the plane may get cut so need to design to only the 2nd mtg location



Take measurements for doors + the wings Model in CAD

Get aluminum to fill in C-channel where the 2nd mounting location is.

Aluminum rods in the front for the screen



Continued to page

JRE

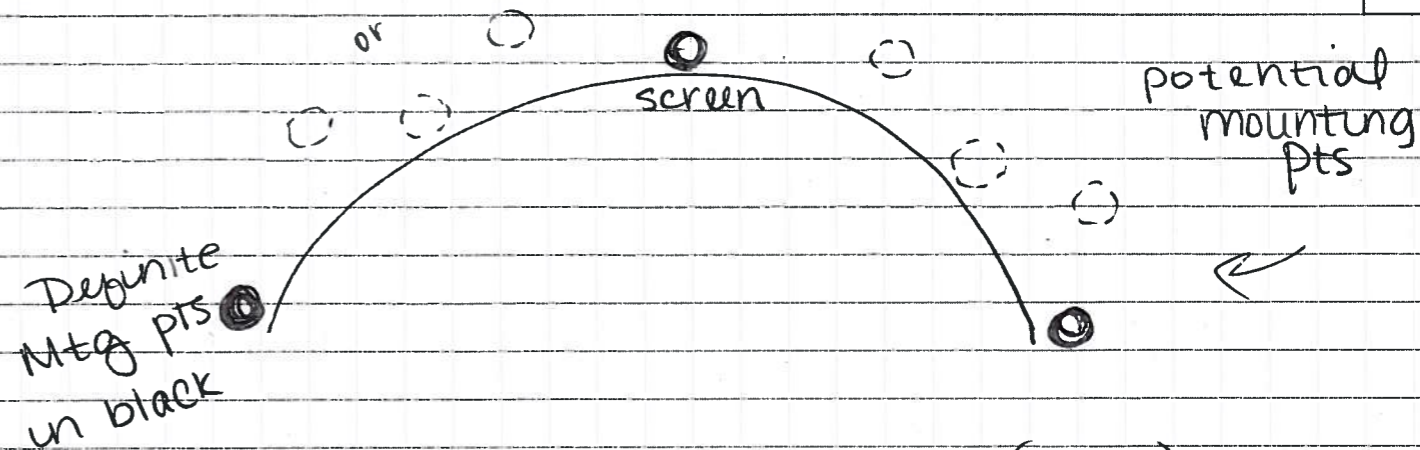
DATE

1/26/2012

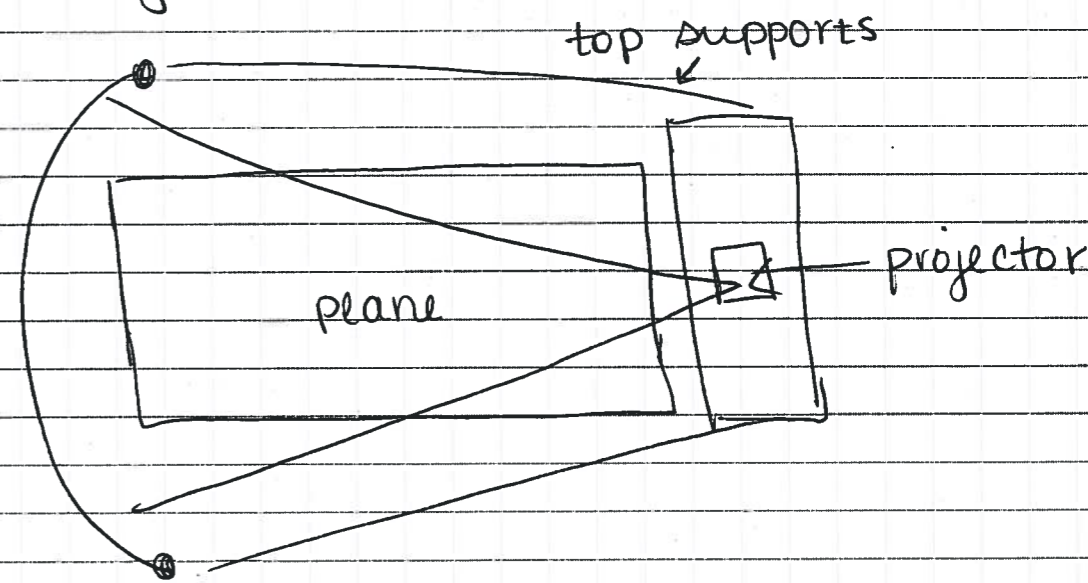
READ TO AND UNDERSTOOD BY

DATE


PROPRIETARY INFORMATION



Due design dependent on their FEA analysis (Visual)



Need ~5.9 ft from where the image starts



Continued to page

SIGNATURE

DATE

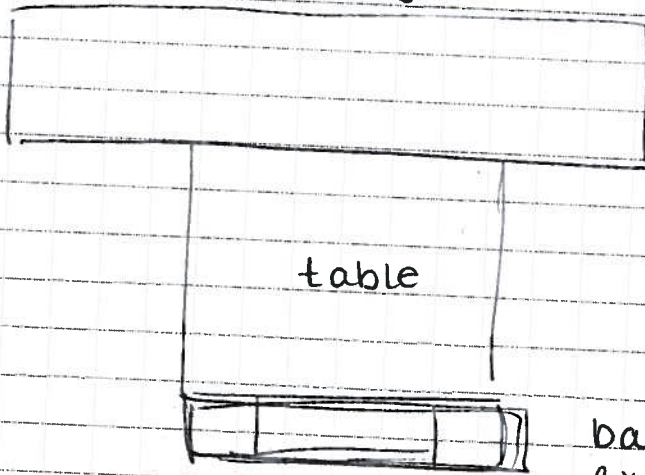
1/26/2012

DISCLOSED TO AND UNDERSTOOD BY

DATE

PROPRIETARY INFORMATION

12 - 15 ft



? unknown

back plate will extend from plate for the plane

~ 30lbs tops for 2 projectors

* hopefully get a projector to test next week

Plan Week 9 for detailed design

SIGNATURE

Continued to page

DATE

1/20/2012

DISCLOSED TO AND UNDERSTOOD BY

DATE

PROPRIETARY INFORMATION