

# Hearing Aid Survey Results

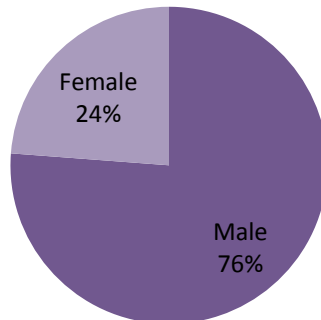
Total Samples: 21

Using Hearing Aid 10 Hrs. or more: 85.70%

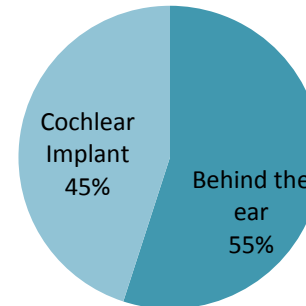
Overall Satisfaction of hearing aid device: 76.20%

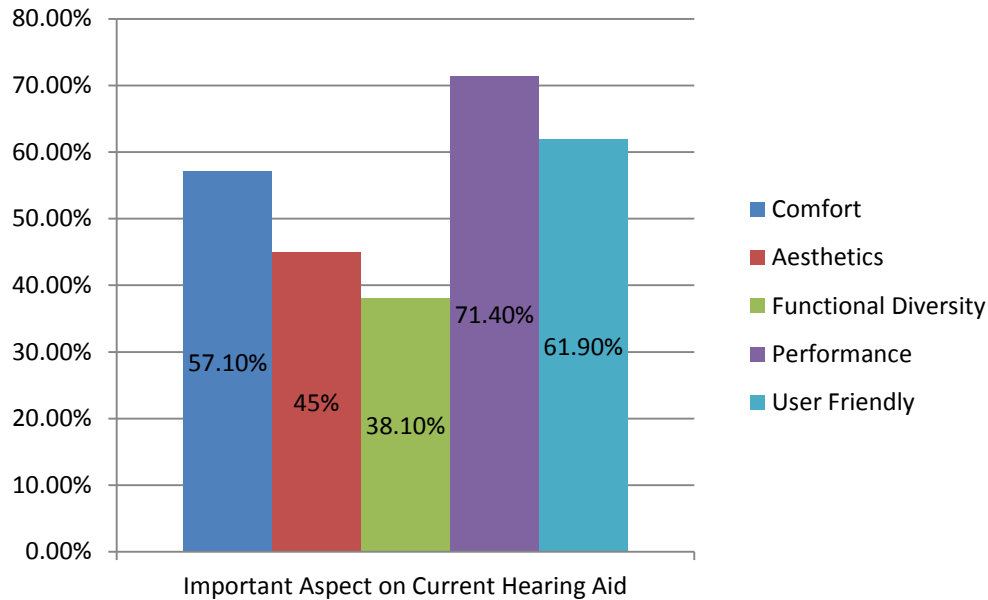
Percentage of user's who would prefer a "hidden" device: 68.4 %

**Gender**



**Type of Hearing Aid Used**





Based on the user's current hearing aid, Performance and User friendly are considered as most important features their device offers them

User friendly and Performance are ranked high for features considered when shopping for new hearing aids

### Features Considered in New Hearing Aids

