









Functions	
Covers Hole in Ground	
Support Weight (reinforcement)	
Support Weight (aggregates)	
Transports Waste	
Easy to Transport	
Simple to Assemble	
Withstands Damage During Transport	
Remains Stable	

Functions	
Easily Cleaned	    
Withstands Environmental Damage	  
Reduces Odor	    
Stability	   
No Pests	       
Modular	      
Interface with Shelter	   
Aesthetics	 

Functions	
Ergonomic	