

4

3

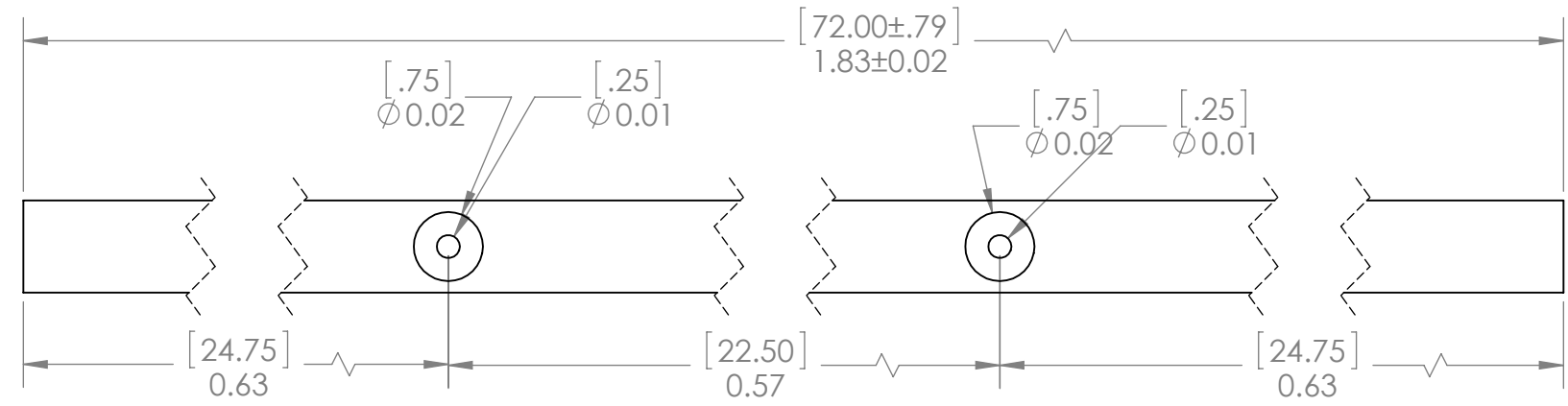
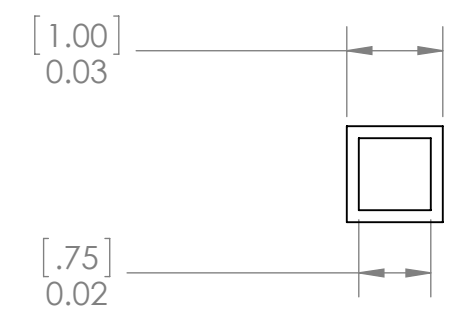
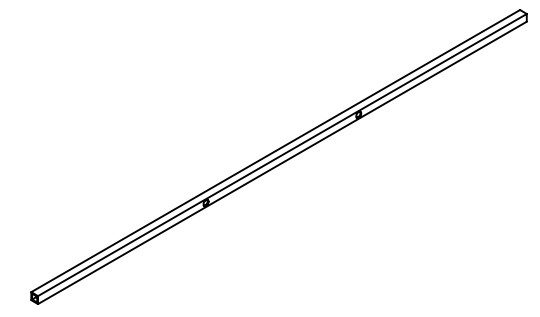
2

1

REVISIONS				
ZONE	REV.	DESCRIPTION	DATE	APPROVED
	A	CREATED A NEW DRAWING	12/4/2015	KD

B

B



NOTES:

1. NOMINAL DIMENSIONS ARE SPECIFIED BY MANUFACTURER
2. REMOVE ALL EDGES AND BURRS AFTER CUT
3. 1/4" HOLES ARE THROUGH BOTH WALLS
4. 3/4" HOLES ARE THROUGH ONE WALL ONLY

A

A

PROPRIETARY AND CONFIDENTIAL
 THE INFORMATION CONTAINED IN THIS DRAWING IS THE SOLE PROPERTY OF <INSERT COMPANY NAME HERE>. ANY REPRODUCTION IN PART OR AS A WHOLE WITHOUT THE WRITTEN PERMISSION OF <INSERT COMPANY NAME HERE> IS PROHIBITED.

		UNLESS OTHERWISE SPECIFIED: DIMENSIONS ARE IN METERS TOLERANCES: X ± 1 .X ± .1 .XX ± .01 .XXX ± .005 ANGLES ± .5°	NAME	DATE		
		INTERPRET GEOMETRIC TOLERANCING PER:	DRAWN	KD	12/4/15	TITLE:
		MATERIAL	CHECKED			SQUARE SUPPORT PIPE
		MILD STEEL	ENG APPR.			
NEXT ASSY	USED ON	FINISH	MFG APPR.			SIZE B DWG. NO. WS-201 REV A
APPLICATION		DO NOT SCALE DRAWING	Q.A.			SCALE: 1:20 WEIGHT:
			COMMENTS:			SHEET 1 OF 1

4

3

2

1