


















Sub-functions	Design 1	Design 2	Design 3	Design 4	Design 5	Design 6
Secure Moving Parts (transparent component)	Plexiglass 	Bucket 	PVC Pipe 	Sheet Metal 		
Test Tube Holder	Various Test Tube Holders 	Lip Fixtures 	Modular Replacement Lid 	Buying Actual Centrifuge Part 	Hematocrit Centrifuge Layout 	Dog Bowl 
Human Input	Foot Pedal 	Hand Crank 	Salad Spinner 			
Translate Human Input	Motor 	Gears/Chains 	Gears 			
Speed Output	Bike Speedometer 	Tactometer 