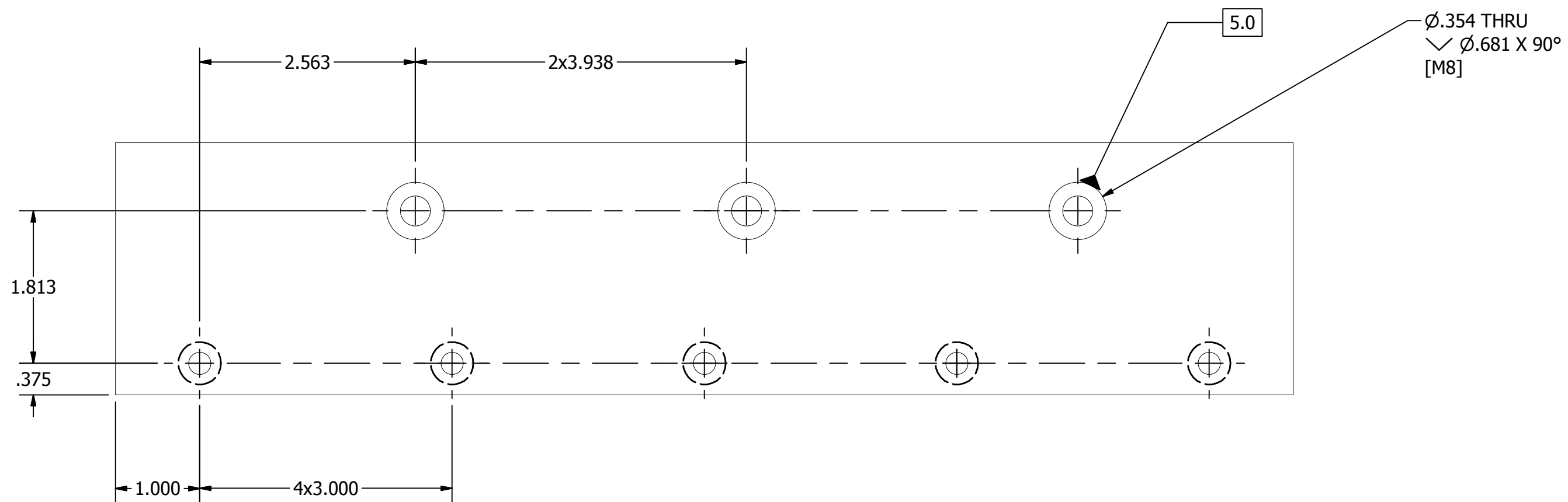
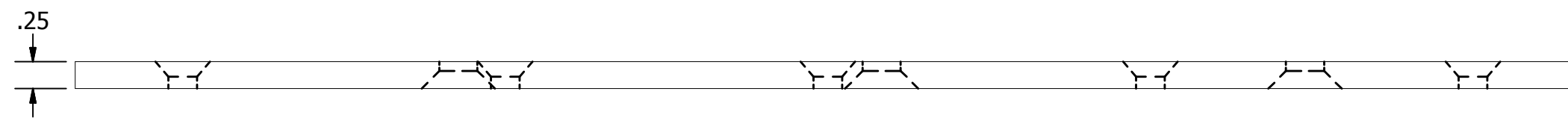
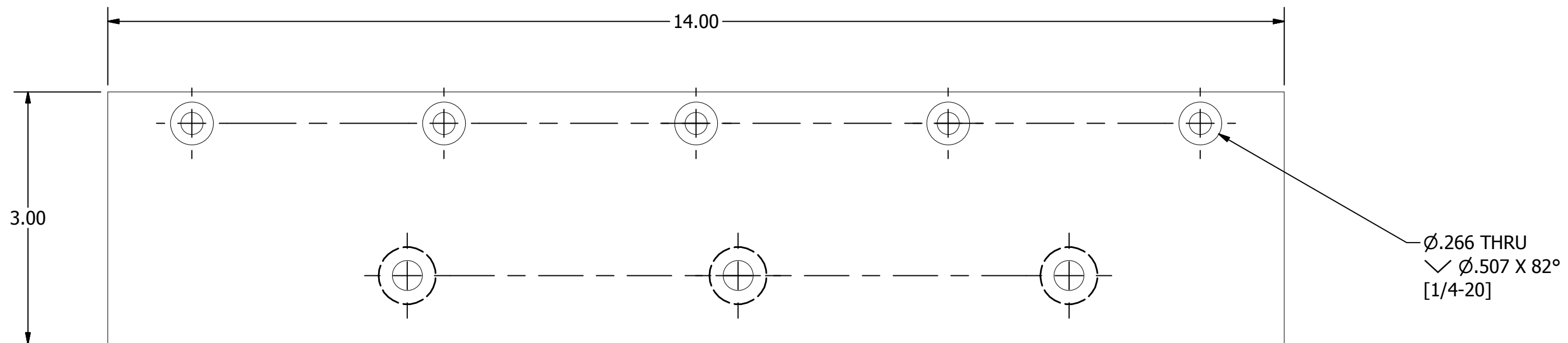


NOTES

- 1.0 GEOMETRY, DIMENSIONS AND TOLERANCES TO BE INTERPRETED IN ACCORDANCE WITH ASME 14.5-2009.
- 2.0 MATERIAL: ALUMINUM ALLOY PER UNS A96061-T6.
- 3.0 PART TO BE FREE OF BURRS AND SHARP EDGES.
- 4.0 IDENTIFICATION: INDIVIDUALLY BAG, TAG OR MARK WITH EACH PART NUMBER AND REVISION WITH INDELIBLE INK.
- 5.0 5/16-24 FLAT HEAD SCREWS WILL BE PROVIDED TO ENSURE ENOUGH COUNTERSINK DEPTH.
SCREWS EXPECTED ARRIVAL : 9/29/2017

REVISION HISTORY			
REV	DESCRIPTION	DATE	APPROVED
A	RELEASE FOR PRODUCTION	9/25/2017	CLH



UNLESS OTHERWISE SPECIFIED

TOLERANCES		
LINEAR	ANGULAR	
.XX +/- .02	0° +/- .30°	
.XXX +/- .005		

DIMENSIONS IN INCHES
& APPLY AFTER FINISH

DRAWN CARA HEISE	9/25/2017	P17521 - RIT/KODAK	
CHECKED		TITLE	
QA		RIGHT FRONT SLIDE ADAPTER	
MFG		SIZE C	DWG NO 20010-1405-01
APPROVED		SCALE	REV A
		SHEET 1 OF 1	