

4

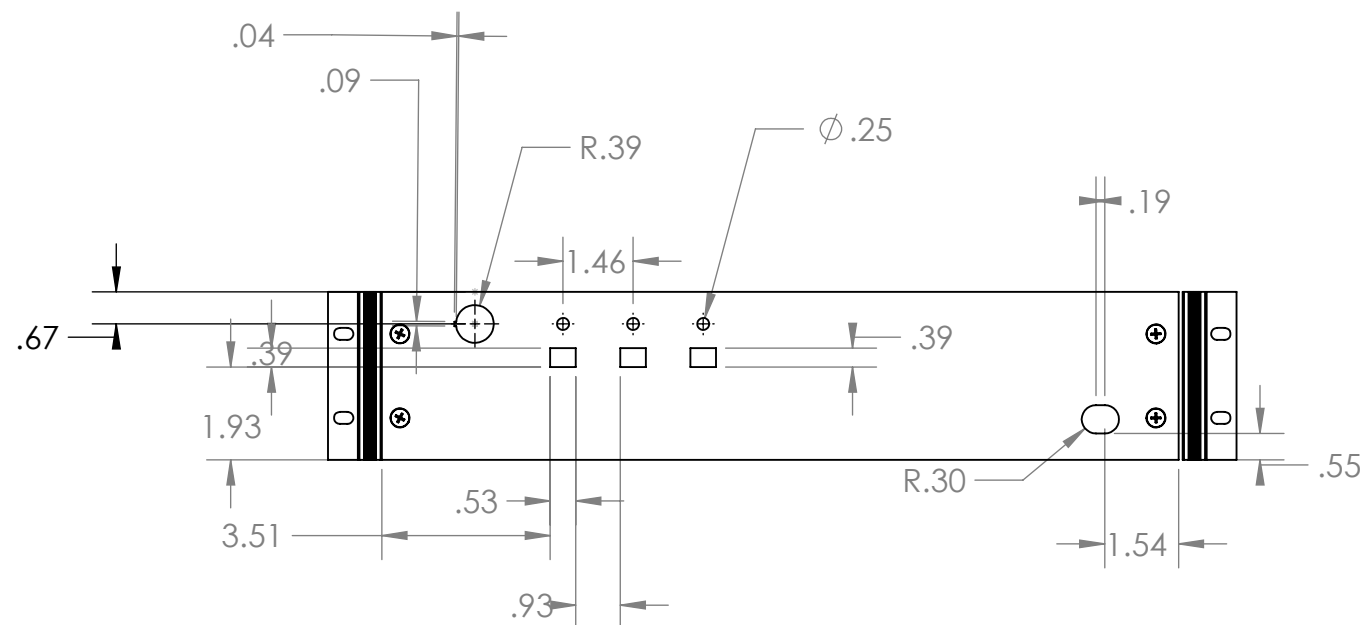
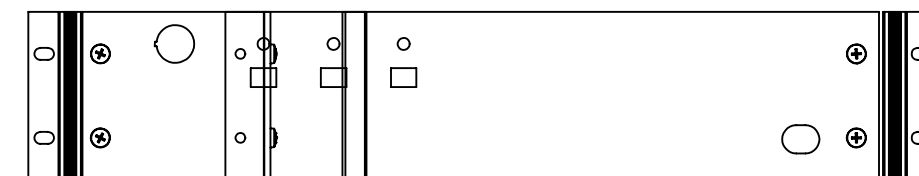
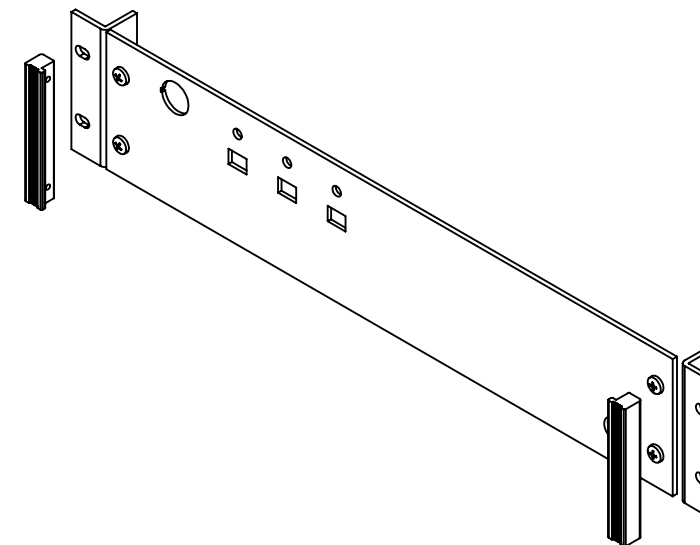
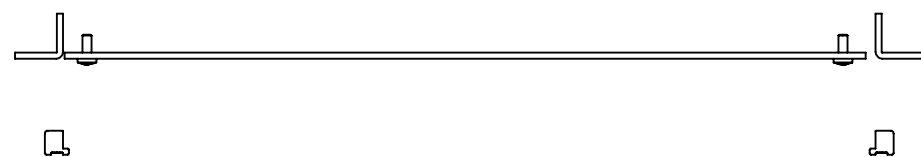
3

2

1

REVISIONS

REV.	DESCRIPTION	DATE	APPROVED
1	Box Front Panel	2/9/2018	Erica K. Butler



B

B

A

A

Notes

1. Made from purchased part (P/N HC-14099)

**PROPRIETARY AND CONFIDENTIAL**  
 THE INFORMATION CONTAINED IN THIS DRAWING IS THE SOLE PROPERTY OF <INSERT COMPANY NAME HERE>. ANY REPRODUCTION IN PART OR AS A WHOLE WITHOUT THE WRITTEN PERMISSION OF <INSERT COMPANY NAME HERE> IS PROHIBITED.

		UNLESS OTHERWISE SPECIFIED:		NAME	DATE	Project P18317	
		DIMENSIONS ARE IN INCHES		DRAWN	Erica K. Butler	TITLE:	
		TOLERANCES:		CHECKED	Elizabeth Hughes	Front Panel Mechanical Drawings	
		FRACTIONAL $\pm$		ENG APPR.		SIZE DWG. NO. REV	
		ANGULAR: MACH $\pm$ BEND $\pm$		MFG APPR.		<b>B</b> 1 1	
		TWO PLACE DECIMAL $\pm$		Q.A.		SCALE: 1:4 WEIGHT: SHEET 1 OF 1	
		THREE PLACE DECIMAL $\pm$		COMMENTS:			
		INTERPRET GEOMETRIC TOLERANCING PER:					
		MATERIAL					
NEXT ASSY	USED ON	FINISH					
APPLICATION		DO NOT SCALE DRAWING					

4

3

2

1